


Appendix 1

Course Diagram

Even number of legs:



Course 2:

Start -1-1a -
Finish (Downwind)

Course 3:

Start -1-1a - 2p/s -
Finish (Upwind)

Course 4:

Start -1-1a - 2p/s -1-1a -
Finish (Downwind)


Course 5:

Start -1-1a - 2p/s -1-1a -
2p/s - Finish (Upwind)

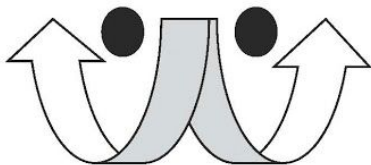
Course 6:

Start -1-1a - 2p/s -1 -1a -
- 2p/s -1-1a -
Finish (Downwind)

Odd number of legs:



GATE (if set)



NOTE: At the gate, boats must pass between the two marks of the gate from the direction of the previous mark and leave the port gate to port or the starboard gate to starboard.

NOTES

- Marks 1 and 1a shall be rounded to port. Mark 1a is an offset mark and will be positioned to port of mark 1.
- Except when there is a change of course, the leeward gate will be positioned approximately to windward of the starting line.
- If only one mark of the gate is present, it shall be rounded to port.
- For courses with downwind finishes: the gate is not a mark of the course for the first or the finishing leg.
- For upwind finishes: the finish mark will be to windward of mark 1, unless a change is signaled for the finishing leg.

